



INTERCOM HANDSET



AUDIO INTERCOM SYSTEM

Say hello to award-winning design
and crystal clear audio

A BRAND OF
FAAC TECHNOLOGIES



Made in
SOUTH AFRICA

24 MONTH
WARRANTY



INTERCOM HANDSET

No, you hang up!

With a CENTSYS **INTERCOM HANDSET** next to your ear, you'll wish the conversation would go on forever – until you discover what a pleasant experience hanging up can be.

The **INTERCOM HANDSET**'s unique handpiece clips neatly over the cradle to form one compact, and attractive, unit. It's fashionable – but we haven't forgotten about function. Control up to three different access points from one handset! Innovative and stylish, yet practical.

FEATURES AND BENEFITS

Fashion meets function

The **INTERCOM HANDSET** works even better than it looks. Operate your gate, door lock and even program the **INTERCOM HANSET**'s spare auxiliary button to perform a function like turning on a light – all from the comfort of your own home.

Simple installation

Getting connected is easy. The **INTERCOM HANDSET** uses a common two wire bus – just connect entry panels and handsets to any point in the bus and you're ready to chat. You can even upgrade an existing doorbell system to have audio communication without changing any wires!

12V operation with optional battery backup

The **INTERCOM HANDSET** only requires a low current 12V DC supply that can be connected to either the entry panel or any handset – whichever suits you best. Battery backup ensures that your conversation will never be cut short.

Expandable

When others want to join the conversation, expanding is easy. You can start off with a One-to-One Kit and just add more handpieces when you need them – making the **INTERCOM HANDSET** ideal for large homes and small offices. As you expand the system, the call operation can be changed without changing any hardware to suit the requirements of the installation.

Built-in lightning protection

Mother Nature is unreliable. The **INTERCOM HANDSET** is anything but! Lightning and electrical surge protection come standard – so it's always on.

Intercommunication

You don't only have to have a conversation with the guest at the gate – you can call any **INTERCOM HANDSET** in your home. Now there's no need to scream "WHERE'S MY COFFEE!?" down the corridor.

Just pick up your **INTERCOM HANDSET**, call the kitchen from your study and politely enquire as to the whereabouts of your warm beverage. The system is clever enough to switch off the entry panel so that passers by can't listen in.

Indicator LED for each gate status

For added safety and security, an LED lets you know if your gate is open, moving or closed. You don't have to peer out your window to check if your gate is wide open – only to find that your dog has got a hold of the postman again.

Single and dual call button Modes of Operation

Either set both entry panel call buttons to ring all the handsets in the system – or set each call button to ring the group of handsets linked to it. This allows for greater flexibility when you want to add more **INTERCOM HANDSETS** to your home or office.

FLEXIBLE INSTALLATION OPTIONS

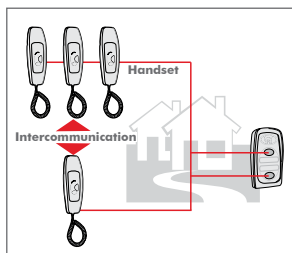
The **INTERCOM HANDSET** can be expanded to include five components as follows:

- Up to two entry panels
- Each entry panel is fitted with two call buttons
- Two groups of handsets
- Three handsets per group
- Intercommunication between the two groups of handsets

In addition, the **INTERCOM HANDSET** supports two ways for calling handsets from the entry panel(s). In one mode, pressing either call button on the entry panel(s) will ring all the handsets in the system. In the second mode, each call button rings a separate handset group.

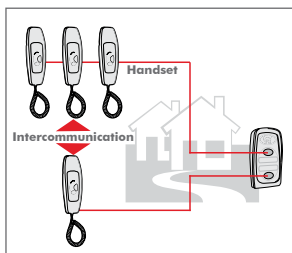
Selecting between the two modes is programmed at the entry panel.

Mode 1



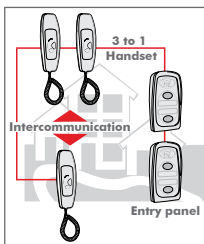
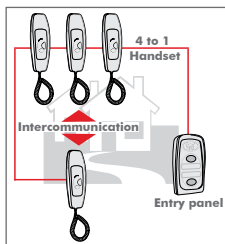
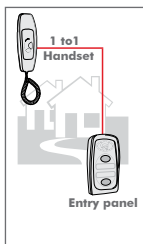
Pressing either button will ring all the handsets in the system

Mode 2



Each call button operates a separate handset group

CONFIGURATION OPTIONS



TECHNICAL SPECIFICATIONS

| | INTERCOM HANDSET |
|----------------------------------|---|
| Operating voltage | 12V DC supplied from gate motor supply ¹ or separate 14V DC supply |
| Current draw | Quiescent - 150mA ±60mA for a One-to-One Kit Maximum - 200mA |
| Speech volume | Adjustable at each entry panel and handset |
| Wiring | Two common wires polarised for speech, call and lock release |
| Ring tone | Electronic white button is depressed with separate tones when calling from each entry panel in a system or between groups of handsets |
| Call confirmation at entry panel | Yes |
| Wiring distance | Refer to thickness chart below |
| Gate/door release | Potential-free normally-open contact |
| Handset auxiliary contact | Requires separate wiring to two-wire bus |
| Operating temperature | -20°C to +50°C |
| Humidity | 0 - 90% non-condensing |
| IP rating | IP56 |
| Surge protection | Yes |

1. If the 12V DC gate motor supply dips when the motor starts up and the intercom is being used at the same time, the speech quality might be affected

WIRING DISTANCE / THICKNESS

